BOA

- Accommodation: 125 beds
- 250 t AHC + 30 t AHC auxiliary crane to 2,000 m (6,561.7 ft)
- 500/500/500 t AH/towing winches to 3,000 m (9,843 ft)
- 7.2 m x 7.2 m (23.6 ft x 23.6 ft) moon pool
- 2 x 220 HP WROV's in hangars to 3,000 m (9,843 ft)
- DP 3 Subsea Construction Vessel
- 1,516 m^2 free deck space

BOA DEEP C

Subsea / IMR / Offshore Construction Vessel

BOA DEEP C

General Information	
Vessel's name	BOA DEEP C
Flag	Malta
Class Notations	1A1, Ice C, Tug Supply Vessel, SFCOMF-V(3) C(3) HELDK E0 DYPOS-AUTRO CLEAN DK (+)
IMO	926 53 42
Call sign	9HA2621
Owner	Boa OCV AS
Manager	Boa Management AS
Type	Offshore Construction Vessel
Design	VS 4201 OCV
Year built	2003
Place built	Vigo, Spain

Main Dimensions	
Length Overall	119.3 m (391.4 ft)
Breadth Moulded	27 m (88.5 ft)
Depth to 1st deck	11.6 m (38 ft)
Depth to 2nd deck	7.8 m (25.6 ft)
Scantling Draught	8.8 m (28.8 ft)

Accommodation	
Cabins	55 single cabins + 35 double cabins
SPS Code	50 persons

ROV Operations

The vessel has two WROV hangars, 1 sb. side and 1 port side. Both WROVs are Oceaneering Millennium Plus design, rated to 3,000 m water depth. There is a WROV workshop integrated in the superstructure. Both WROVs are equipped with a guided launching system for operation in extreme conditions, typical Hs 4,5 m.

Helideck

Designed for Super Puma EC225

Moon Pool

The vessel is outfitted with a moon pool of 7.20 m x 7.20 m (23.6 ft x 23.6 ft) from frame 66 and forward.

Main Crane (250 t AHC)	
Working depth	2,000 m (6,561.7 ft)
Hoisting speed at 100 t (Normal mode)	20 m/min (65.6 ft)
Max. working radius	30 m (98.4 ft)
Max height of hook (above deck)	35 m (114.8 ft)
AHC speed 210 t wire tension 80 m/min (at outer layer)	
Max. capacity at 2,000 m	160 t

Stern Crane (30t AHC)	
Working depth	2,000 m (6,561.7 ft)
Hoisting speed at 30 t	21 m/min (68.9 ft)
Max. working radius	20 m (65.6 ft)
Max height of hook (above deck)	25 m (82 ft)
AHC speed 20 t wire tension 100 m/min (at outer layer)	

Deck Area

The deck is reinforced for a specific load of 15 t/m^2 from frame 96 and aft.

Total deck area	1516 m^2

Anchor Handling & Towing Equipment

Shark Jaws

Two hydraulic wire and chain stoppers, SWL 750 t each

Towing pins

Two sets of hydraulic towing pins for bollard pull 330 t. Operated from bridge and locally

Stern rollers

2 stern rollers with length 5.000 mm each and dia. 4.500 mm. The stern rollers are designed for a downward pull of 750 t.

Anchor Handling & Winch of Waterfall Type	
One Brattvaag towing/anchor handling winch of type BSL 500WX / 2SL500WX consisting of:	
Inner diameter	3,500 mm (137.8 in)
Outer diameter	5,700 mm (224.4 in)
Width of drum	5,800 mm (228.3 in)
Capacity	8,100 m of 108 mm dia. wire
One anchor handling drum SWL 500 tonnes	
Two declutchable towing drums - secondary winches SWL 500 t	
Inner diameter	1,500 mm (59 in)
Outer diameter	3,750 mm (147.6 in)
Width of drum	3,260 mm (128.3 in)
Capacity	3,600 m of 90 mm diameter wire

Performance	
Maximum speed	Abt 16.5 knots
Economical speed	Abt 10.0 knots
Consumption in port	Approx. 3 m^3/day
Consumption at economical speed	Approx. 15 m^3/day
Consumption on DP	Approx. 12 m^3/day
Type of fuel	MDO
Bollard pull	229 t

Machinery & Main Engines	
Generator sets	2 x 2,420 kW 2 x 1,820 kW 1 x 910kW
Shaft generators	2 x 4,800 kW
Total capacity	18,990 kW
Propeller diameter	4.4 m (14.4 ft)
2 x 8,060 kW propulsion	16,120 kW
Total output	17,320 kW

Thrusters
2 x 1,425 kW fwd. tunnel thrusters
2 x 1,425 kW aft tunnel thrusters
1 x 1,200 kW azimuth
The tunnel thrusters fwd are resiliently mounted

Capacities	
DWT at 8,6 m draught	7.900 t
Fuel oil	3,400 m^3 (898,184 gal)
Fresh water	1,400 m^3 (369,840 gal)
Water ballast	4,800 m^3 (1,268,025 gal)
Chain lockers	1,909 m^3 (504,304 gal)
Lube oil	58 m^3 (15,321 gal)
Hydraulic oil	41 m^3 (10,831 gal)
Oily water drain tank	25 m^3 (6,604 gal)
Sewage tank	79 m^3 (20,869 gal)
Grey water tank	100 m^3 (26,417 gal)
Sludge tank	66 m^3 (17,435 gal)
Waste oil tank	74 m^3 (19,549 gal)

Tonnage	
Gross tonnage	12,913
Net tonnage	3,874

Tow Storage Winches 50 Tonnes each	
Inner dia	1,000 mm (39.3 in)
Outer dia.	3,250 mm (128 in)
Width	2,700 mm (106.3 in)
Capacity	3,500 m of 76 mm dia. wire

Capstans
Two 15 t capstans

Tugger Winches
Two tugger winches on 01 acc. deck, pull 20 t each.

Miscellaneous
The vessel is outfitted with comprehensive navigation equipment
The vessel has excellent office and conference facilities
There is an Ethernet data communication network between the bridge, ECR and all offices (onboard)
There is a sauna onboard as well as a gym
The vessel is equipped with anti heel and roll damping tanks
The vessel is equipped with Kongsberg 'Vessel Motion Monitor' (VMM) system

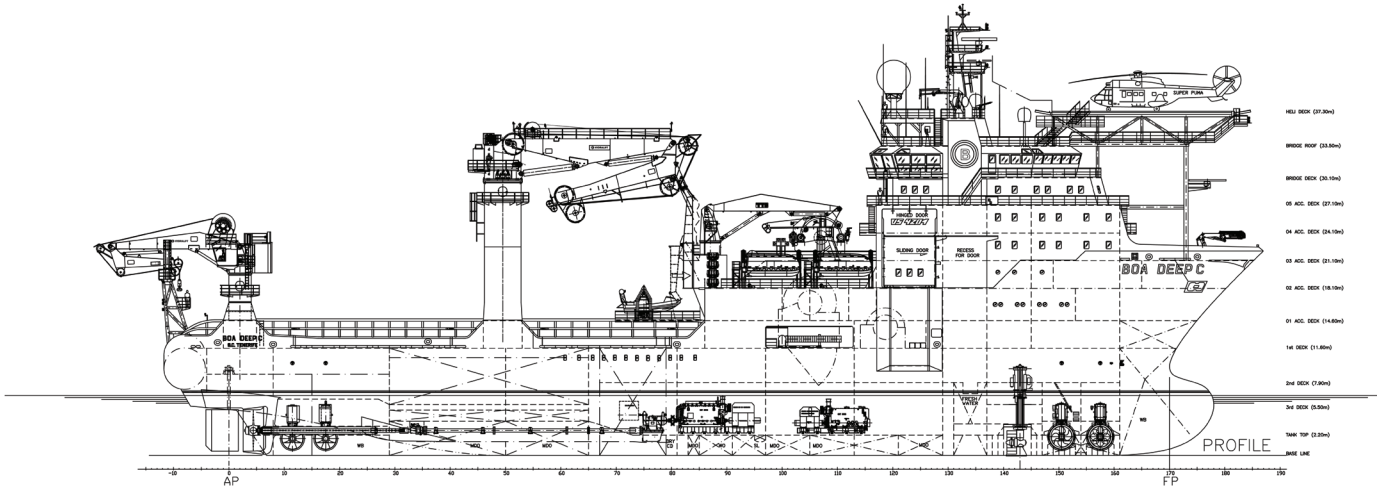

PROFILE

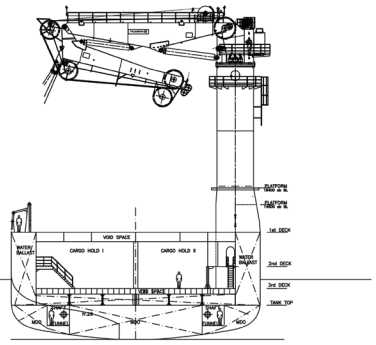

SECTION CARGO HOLD I/II

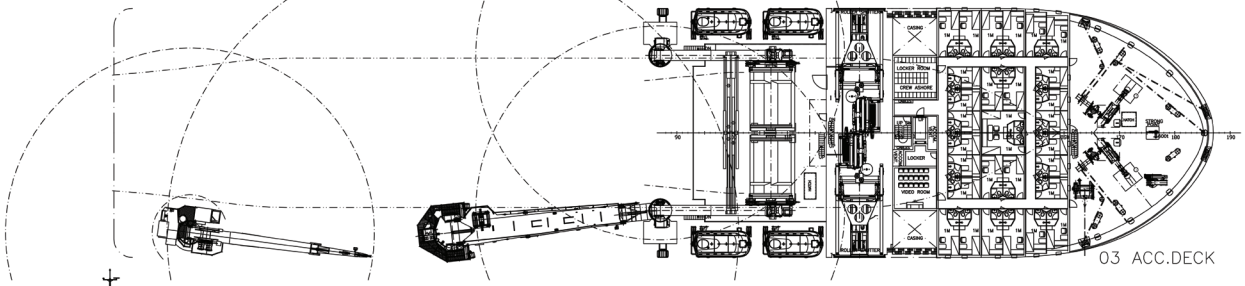

03 ACC.DECK

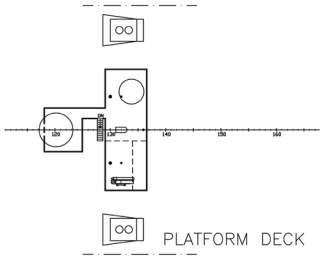

PLATFORM DECK

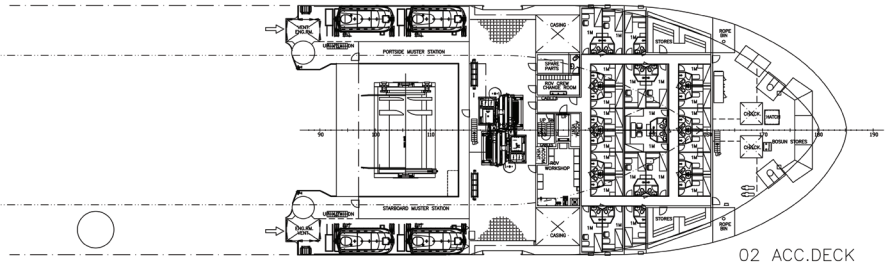

02 ACC.DECK

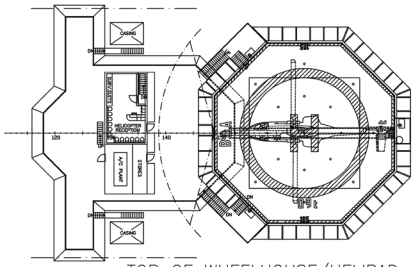

TOP OF WHEELHOUSE/HELIPAD

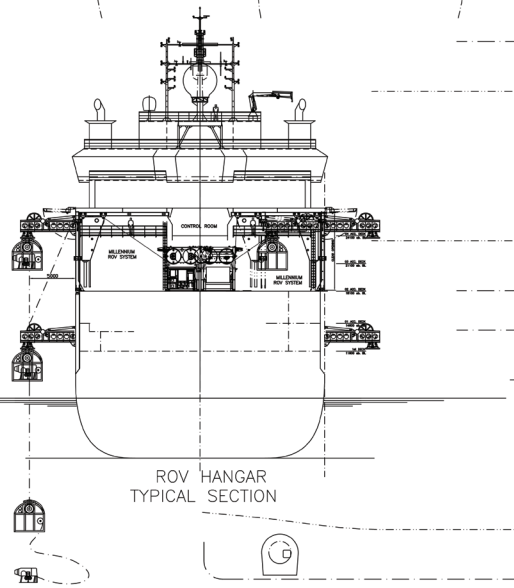

ROV HANGAR
TYPICAL SECTION

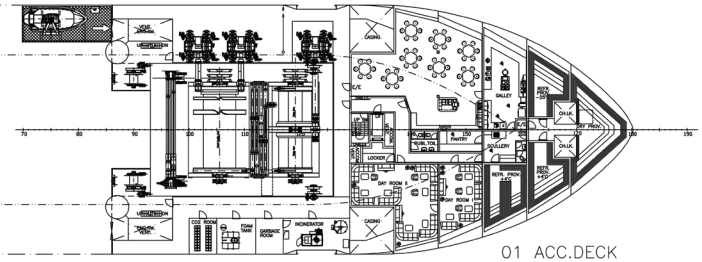

01 ACC.DECK

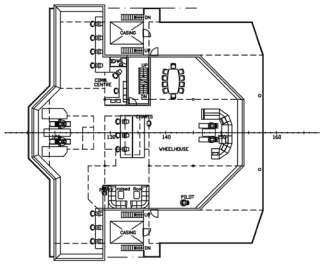

BRIDGE DECK

PRINCIPAL PARTICULARS:

LENGTH OVER ALL:	119.30m
LENGTH BETW. PERP.:	102.00m
BREADTH MLD.:	27.00 m
DEPTH TO 1st DECK:	11.60m
DEPTH TO 2nd DECK:	7.90 m
FRAME SPACING:	0.60 m
COMPLEMENTS:	100 persons

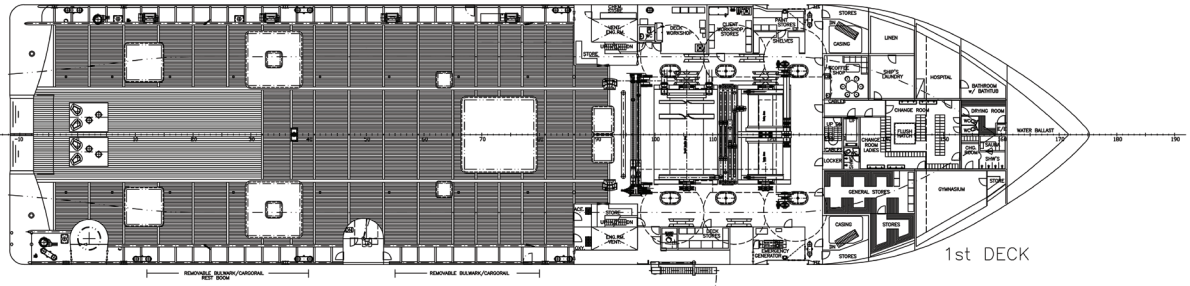

1st DECK

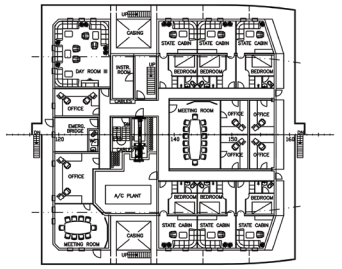

05 ACC.DECK

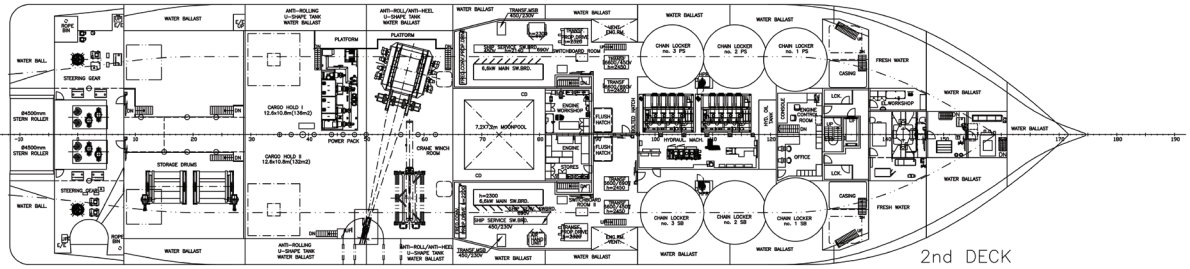

2nd DECK

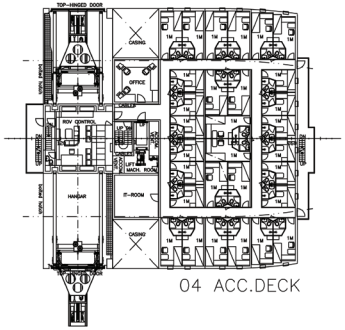

04 ACC.DECK

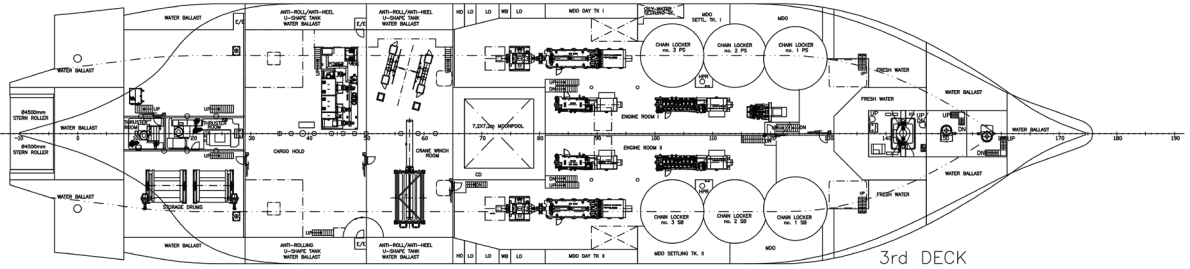

3rd DECK

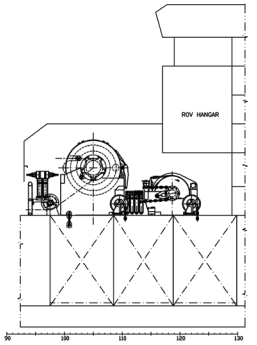

LONG. SECTION
WINCH–HOUSE

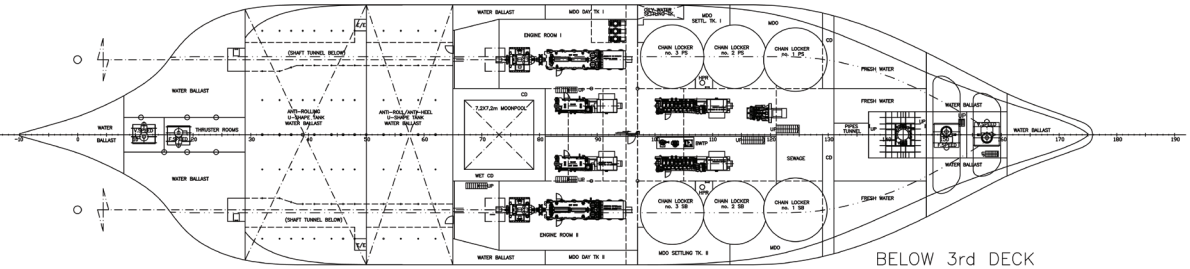

BELOW 3rd DECK

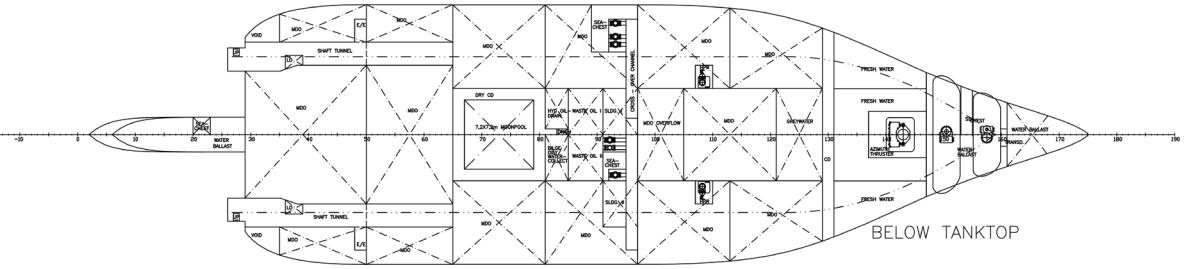

BELOW TANKTOP

PRINCIPAL PARTICULARS:

LENGTH OVER ALL:	119.30m
LENGTH BETW. PERP.:	102.00m
BREADTH MLD.:	27.00 m
DEPTH TO 1st DECK:	11.60m
DEPTH TO 2nd DECK:	7.90 m
FRAME SPACING:	0.60 m
COMPLEMENTS:	100 persons


HYDRALIFT
BOA DEEP C
VALLETTA

CORPORATE HEADQUARTERS

BOA Management AS
Strandveien 43
7067 Trondheim
Norway
+47 73 99 11 99
chartering@boa.no

www.boa.no

Every effort has been made to ensure that all information contained in this brochure is accurate and up-to-date, however all specifications are subject to change without notice and should be verified. BOA accepts no liability or responsiblity for any action taken based on the information presented in this brochure. BOA encourages interested parties to verify the contents of this brochure when in doubt.

© BOA - January 2018